



Membership 2015-2016 Filling The Big Top With Members



Target 5—February 14th—75%
National Goal—8487
Membership To Date—5100 (60.09 %)
Department Unit #200—73
January 11, 2016



District 1			
Unit	2016 Goal	2016	% of Goal
Wheeling #1	26	0	
Moundsville #3	365	225	61.64%
McMechen #5	68	34	50.00%
Weirton #10	77	36	46.75%
Cameron #18	230	128	55.65%
New Martinsville #28	163	125	76.69%
Wellsburg #34	32	25	78.13%
Follansbee #45	51	32	62.75%
Benwood #46	117	68	58.12%
Pine Grove #81	111	53	47.75%
Paden City #86	146	85	58.22%
Wheeling #89	40	14	35.00%
Newell #114	50	31	62.00%
Hundred #120	107	58	54.21%
Chester #121	192	114	59.38%
TOTALS	1775	1028	57.92%

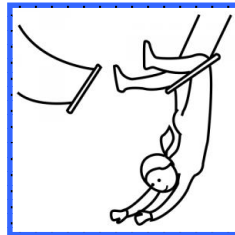


Elephant Keeper

Goal—4520

To Date—2746

(60.75 %)



District 4			
Unit	2016 Goal	2016	% of Goal
Parkersburg #15	1011	649	64.19%
Spencer #21	66	43	65.15%
Pt. Pleasant #23	423	284	67.14%
Sistersville #67	159	70	44.03%
Parkersburg #104	14	10	71.43%
New Haven #140	174	116	66.67%
Williamstown #159	202	127	62.87%
TOTALS	2049	1299	63.40%



District 6			
Unit	2016 Goal	2016	% of Goal
Welch #8	87	45	51.72%
Bluefield #9	34	19	55.88%
Beckley #32	50	25	50.00%
Gary #38	90	53	58.89%
TOTALS	261	142	54.41%



Lion Keeper

Goal—3824

To Date—2281

(59.65 %)

District 9			
Unit	2016 Goal	2016	% of Goal
Elkins #29	215	139	64.65%
Cowen #62	54	30	55.56%
Lewisburg #69	76	47	61.84%
Belington #96	42	23	54.76%
Richwood #97	22	19	86.36%
Pickens #122	26	19	73.08%
TOTALS	435	277	63.68%

District 3			
Unit	2016 Goal	2016	% of Goal
Buckhannon #7	66	46	69.70%
Grafton #12	26	13	50.00%
Clarksburg #13	180	133	73.89%
Shinnston #31	358	249	69.55%
Braxton Co. #33	32	19	59.38%
Mannington #40	22	12	54.55%
Philippi #44	39	6	15.38%
Bridgeport #68	56	35	62.50%
Jane Lew #166	46	39	84.78%
Morgantown #174	35	16	45.71%
TOTALS	860	568	66.05%

District 5			
Unit	2016 Goal	2016	% of Goal
Huntington #16	302	201	66.56%
Logan #19	19	7	36.84%
Ceredo-Kenova #93	451	196	43.46%
Hamlin #111	61	38	62.30%
Milton #139	82	51	62.20%
Barboursville #177	168	91	54.17%
TOTALS	1083	584	53.92%

District 8			
Unit	2016 Goal	2016	% of Goal
St. Albans #73	77	36	46.75%
South Charleston #94	24	19	79.17%
TOTALS	101	55	54.46%

District 10			
Unit	2016 Goal	2016	% of Goal
Martinsburg #14	153	78	50.98%
Franklin #30	22	10	45.45%
Piedmont #52	34	16	47.06%
Berkeley Springs #60	251	167	66.53%
Moorefield #64	131	68	51.91%
Charles Town #71	305	191	62.62%
Petersburg #78	108	47	43.52%
Romney #91	310	188	60.65%
Charles Town #102	22	22	100.00%
Paw Paw #128	70	47	67.14%
Kirby #134	54	39	72.22%
Ridgeley #136	118	61	51.69%
Capon Bridge #137	144	96	66.67%
Keyser #152	58	44	75.86%
TOTALS	1780	1074	60.31%