



Membership 2015-2016 Filling The Big Top With Members



Target 5—February 14th—75%
National Goal—8487
Membership To Date—4851 (57.16 %)
Department Unit #200—73
December 30, 2015



District 1			
Unit	2016 Goal	2016	% of Goal
Wheeling #1	26	0	
Moundsville #3	365	218	59.73%
McMechen #5	68	34	50.00%
Weirton #10	77	36	46.75%
Cameron #18	230	113	49.13%
New Martinsville #28	163	121	74.23%
Wellsburg #34	32	25	78.13%
Follansbee #45	51	32	62.75%
Benwood #46	117	68	58.12%
Pine Grove #81	111	44	39.64%
Paden City #86	146	84	57.53%
Wheeling #89	40	14	35.00%
Newell #114	50	24	48.00%
Hundred #120	107	57	53.27%
Chester #121	192	102	53.13%
TOTALS	1775	972	54.76%

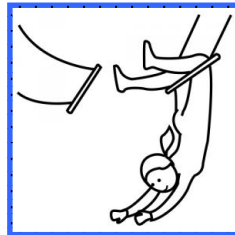


Elephant Keeper

Goal—4520

To Date—2588

(57.26 %)



District 4			
Unit	2016 Goal	2016	% of Goal
Parkersburg #15	1011	648	64.09%
Spencer #21	66	38	57.58%
Pt. Pleasant #23	423	257	60.76%
Sistersville #67	159	47	29.56%
Parkersburg #104	14	10	71.43%
New Haven #140	174	99	56.90%
Williamstown #159	202	115	56.93%
TOTALS	2049	1214	59.25%



District 6			
Unit	2016 Goal	2016	% of Goal
Welch #8	87	45	51.72%
Bluefield #9	34	19	55.88%
Beckley #32	50	25	50.00%
Gary #38	90	53	58.89%
TOTALS	261	142	54.41%



Lion Keeper

Goal—3824

To Date—2190

(57.27 %)

District 9			
Unit	2016 Goal	2016	% of Goal
Elkins #29	215	122	56.74%
Cowen #62	54	30	55.56%
Lewisburg #69	76	47	61.84%
Belington #96	42	23	54.76%
Richwood #97	22	19	86.36%
Pickens #122	26	19	73.08%
TOTALS	435	260	59.77%

District 3			
Unit	2016 Goal	2016	% of Goal
Buckhannon #7	66	46	69.70%
Grafton #12	26	1	3.85%
Clarksburg #13	180	130	72.22%
Shinnston #31	358	225	62.85%
Braxton Co. #33	32	19	59.38%
Mannington #40	22	12	54.55%
Philippi #44	39	6	15.38%
Bridgeport #68	56	35	62.50%
Jane Lew #166	46	39	84.78%
Morgantown #174	35	10	28.57%
TOTALS	860	523	60.81%

District 5			
Unit	2016 Goal	2016	% of Goal
Huntington #16	302	193	63.91%
Logan #19	19	7	36.84%
Ceredo-Kenova #93	451	196	43.46%
Hamlin #111	61	38	62.30%
Milton #139	82	48	58.54%
Barboursville #177	168	91	54.17%
TOTALS	1083	573	52.91%

District 8			
Unit	2016 Goal	2016	% of Goal
St. Albans #73	77	36	46.75%
South Charleston #94	24	19	79.17%
TOTALS	101	55	54.46%

District 10			
Unit	2016 Goal	2016	% of Goal
Martinsburg #14	153	78	50.98%
Franklin #30	22	10	45.45%
Piedmont #52	34	16	47.06%
Berkeley Springs #60	251	167	66.53%
Moorefield #64	131	68	51.91%
Charles Town #71	305	178	58.36%
Petersburg #78	108	47	43.52%
Romney #91	310	188	60.65%
Charles Town #102	22	22	100.00%
Paw Paw #128	70	47	67.14%
Kirby #134	54	39	72.22%
Ridgeley #136	118	61	51.69%
Capon Bridge #137	144	74	51.39%
Keyser #152	58	44	75.86%
TOTALS	1780	1039	58.37%