



# Membership 2015-2016 Filling The Big Top With Members



**Target 4—December 7th—60%**  
**National Goal—8455**  
**Membership To Date—4181 (49.45 %)**  
**Department Unit #200—72**



| Unit                 | 2016 Goal   | 2016       | % of Goal     |
|----------------------|-------------|------------|---------------|
| Wheeling #1          | 26          | 0          |               |
| Moundsville #3       | 365         | 171        | 46.85%        |
| McMechen #5          | 68          | 34         | 50.00%        |
| Weirton #10          | 77          | 36         | 46.75%        |
| Cameron #18          | 230         | 108        | 46.96%        |
| New Martinsville #28 | 163         | 121        | 74.23%        |
| Wellsburg #34        | 32          | 24         | 75.00%        |
| Follansbee #45       | 51          | 18         | 35.21%        |
| Benwood #46          | 117         | 61         | 52.14%        |
| Pine Grove #81       | 111         | 34         | 30.63%        |
| Paden City #86       | 146         | 74         | 50.68%        |
| Wheeling #89         | 40          | 14         | 35.00%        |
| Newell #114          | 50          | 24         | 48.00%        |
| Hundred #120         | 107         | 41         | 38.32%        |
| Chester #121         | 192         | 78         | 40.63%        |
| <b>TOTALS</b>        | <b>1775</b> | <b>838</b> | <b>47.21%</b> |

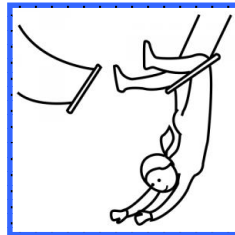


*Elephant Keeper*

*Goal—4520*

*To Date—2255*

*( 49.89 % )*



*Lion Keeper*

*Goal—3824*

*To Date—1854*

*(48.48 %)*

| Unit            | 2016 Goal  | 2016       | % of Goal     |
|-----------------|------------|------------|---------------|
| Buckhannon #7   | 66         | 46         | 69.70%        |
| Grafton #12     | 26         | 1          | 3.85%         |
| Clarksburg #13  | 180        | 123        | 68.33%        |
| Shinnston #31   | 358        | 204        | 56.98%        |
| Braxton Co. #33 | 32         | 18         | 56.25%        |
| Mannington #40  | 22         | 12         | 54.55%        |
| Philippi #44    | 39         | 6          | 15.38%        |
| Bridgeport #68  | 56         | 34         | 60.71%        |
| Jane Lew #166   | 46         | 33         | 71.74%        |
| Morgantown #174 | 35         | 6          | 17.14%        |
| <b>TOTALS</b>   | <b>860</b> | <b>483</b> | <b>56.16%</b> |

| Unit               | 2016 Goal   | 2016       | % of Goal     |
|--------------------|-------------|------------|---------------|
| Huntington #16     | 302         | 171        | 56.62%        |
| Logan #19          | 19          | 7          | 36.84%        |
| Ceredo-Kenova #93  | 451         | 130        | 28.82%        |
| Hamlin #111        | 61          | 35         | 57.38%        |
| Milton #139        | 82          | 43         | 52.44%        |
| Barboursville #177 | 168         | 65         | 38.69%        |
| <b>TOTALS</b>      | <b>1083</b> | <b>451</b> | <b>41.64%</b> |

| Unit                 | 2016 Goal  | 2016      | % of Goal     |
|----------------------|------------|-----------|---------------|
| St. Albans #73       | 77         | 36        | 46.75%        |
| South Charleston #94 | 24         | 14        | 58.33%        |
| <b>TOTALS</b>        | <b>101</b> | <b>50</b> | <b>49.51%</b> |

| Unit                 | 2016 Goal   | 2016       | % of Goal     |
|----------------------|-------------|------------|---------------|
| Martinsburg #14      | 153         | 72         | 47.06%        |
| Franklin #30         | 22          | 10         | 45.45%        |
| Piedmont #52         | 34          | 0          |               |
| Berkeley Springs #60 | 251         | 123        | 49.00%        |
| Moorefield #64       | 131         | 57         | 43.51%        |
| Charles Town #71     | 305         | 160        | 52.46%        |
| Petersburg #78       | 108         | 47         | 43.52%        |
| Romney #91           | 310         | 150        | 48.39%        |
| Charles Town #102    | 22          | 15         | 52.27%        |
| Paw Paw #128         | 70          | 40         | 57.14%        |
| Kirby #134           | 54          | 37         | 68.52%        |
| Ridgeley #136        | 118         | 41         | 34.75%        |
| Capon Bridge #137    | 144         | 74         | 51.39%        |
| Keyser #152          | 58          | 44         | 75.86%        |
| <b>TOTALS</b>        | <b>1780</b> | <b>870</b> | <b>48.88%</b> |

| Unit              | 2016 Goal   | 2016        | % of Goal     |
|-------------------|-------------|-------------|---------------|
| Parkersburg #15   | 1011        | 578         | 57.17%        |
| Spencer #21       | 66          | 38          | 57.58%        |
| Pt. Pleasant #23  | 423         | 206         | 48.70%        |
| Sistersville #67  | 159         | 36          | 22.64%        |
| Parkersburg #104  | 14          | 8           | 57.14%        |
| New Haven #140    | 174         | 80          | 45.98%        |
| Williamstown #159 | 202         | 95          | 47.03%        |
| <b>TOTALS</b>     | <b>2049</b> | <b>1041</b> | <b>50.81%</b> |

| Unit          | 2016 Goal  | 2016       | % of Goal     |
|---------------|------------|------------|---------------|
| Welch #8      | 87         | 34         | 39.08%        |
| Bluefield #9  | 34         | 17         | 50.00%        |
| Beckley #32   | 50         | 25         | 50.00%        |
| Gary #38      | 90         | 53         | 58.89%        |
| <b>TOTALS</b> | <b>261</b> | <b>129</b> | <b>49.43%</b> |

| Unit          | 2016 Goal  | 2016       | % of Goal     |
|---------------|------------|------------|---------------|
| Elkins #29    | 215        | 111        | 51.63%        |
| Cowen #62     | 54         | 29         | 53.70%        |
| Lewisburg #69 | 76         | 47         | 61.84%        |
| Belington #96 | 42         | 22         | 52.38%        |
| Richwood #97  | 22         | 19         | 86.36%        |
| Pickens #122  | 26         | 19         | 73.08%        |
| <b>TOTALS</b> | <b>435</b> | <b>247</b> | <b>56.78%</b> |