




Membership 2015-2016 Filling The Big Top With Members



Target 3—November 11th—45%
National Goal—8455
Membership To Date—4053 (47.94%)
Department Unit #200—71



Unit	2016 Goal	2016	% of Goal
Wheeling #1	26	0	
Moundsville #3	365	169	46.30%
McMechen #5	68	34	50.00%
Weirton #10	77	36	46.75%
Cameron #18	230	108	46.96%
New Martinsville #28	163	115	70.55%
Wellsburg #34	32	24	75.00%
Follansbee #45	51	18	35.21%
Benwood #46	117	61	52.14%
Pine Grove #81	111	34	30.63%
Paden City #86	146	74	50.68%
Wheeling #89	40	14	35.00%
Newell #114	50	24	48.00%
Hundred #120	107	41	38.32%
Chester #121	192	78	40.63%
TOTALS	1775	830	46.76%

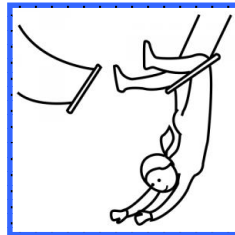


Elephant Keeper

Goal—4520

To Date—2188

(48.41 %)



Lion Keeper

Goal—3824

To Date—1794

(46.91 %)

Unit	2016 Goal	2016	% of Goal
Buckhannon #7	66	46	69.70%
Grafton #12	26	1	3.85%
Clarksburg #13	180	123	68.33%
Shinnston #31	358	204	56.98%
Braxton Co. #33	32	18	56.25%
Mannington #40	22	12	54.55%
Philippi #44	39	6	15.38%
Bridgeport #68	56	27	48.21%
Jane Lew #166	46	33	71.74%
Morgantown #174	35	0	
TOTALS	860	470	54.65%

Unit	2016 Goal	2016	% of Goal
Huntington #16	302	161	53.31%
Logan #19	19	7	36.84%
Ceredo-Kenova #93	451	130	28.82%
Hamlin #111	61	35	57.38%
Milton #139	82	40	50.33%
Barboursville #177	168	65	38.69%
TOTALS	1083	438	40.44%

Unit	2016 Goal	2016	% of Goal
St. Albans #73	77	33	42.86%
South Charleston #94	24	14	58.33%
TOTALS	101	47	46.53%

Unit	2016 Goal	2016	% of Goal
Martinsburg #14	153	56	36.60%
Franklin #30	22	0	
Piedmont #52	34	0	
Berkeley Springs #60	251	123	49.00%
Moorefield #64	131	57	43.51%
Charles Town #71	305	160	52.46%
Petersburg #78	108	44	40.74%
Romney #91	310	150	48.39%
Charles Town #102	22	15	52.27%
Paw Paw #128	70	40	57.14%
Kirby #134	54	35	64.81%
Ridgeley #136	118	41	34.75%
Capon Bridge #137	144	74	51.39%
Keyser #152	58	44	75.86%
TOTALS	1780	839	47.13%

Unit	2016 Goal	2016	% of Goal
Parkersburg #15	1011	578	57.17%
Spencer #21	66	37	56.06%
Pt. Pleasant #23	423	179	42.32%
Sistersville #67	159	36	22.64%
Parkersburg #104	14	8	57.14%
New Haven #140	174	79	45.40%
Williamstown #159	202	88	43.56%
TOTALS	2049	1005	49.05%

Unit	2016 Goal	2016	% of Goal
Welch #8	87	24	27.59%
Bluefield #9	34	17	50.00%
Beckley #32	50	25	50.00%
Gary #38	90	53	58.89%
TOTALS	261	120	45.98%

Unit	2016 Goal	2016	% of Goal
Elkins #29	215	111	51.63%
Cowen #62	54	23	42.59%
Lewisburg #69	76	39	51.32%
Belington #96	42	22	52.38%
Richwood #97	22	19	86.36%
Pickens #122	26	19	73.08%
TOTALS	435	216	49.66%