



Membership 2015-2016 Filling The Big Top With Members



Target 2—October 12th—35%
National Goal—8455
Membership To Date—2991 (35.38 %)
Department Unit #200—61



District 1			
Unit	2016 Goal	2016	% of Goal
Wheeling #1	26	0	
Moundsville #3	365	98	26.85%
McMechen #5	68	34	50.00%
Weirton #10	77	18	23.38%
Cameron #18	230	67	29.13%
New Martinsville #28	163	94	57.67%
Wellsburg #34	32	23	71.88%
Follansbee #45	51	2	3.92%
Benwood #46	117	46	39.32%
Pine Grove #81	111	32	28.83%
Paden City #86	146	60	41.10%
Wheeling #89	40	10	25.00%
Newell #114	50	16	32.00%
Hundred #120	107	27	25.23%
Chester #121	192	55	28.65%
TOTALS	1775	582	32.79%

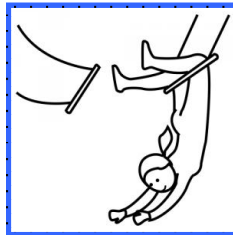


Elephant Keeper

Goal—4520

To Date—1685

(37.28 %)



Lion Keeper

Goal—3824

To Date—1245

(32.56 %)

District 3			
Unit	2016 Goal	2016	% of Goal
Buckhannon #7	66	40	60.61%
Grafton #12	26	1	3.85%
Clarksburg #13	180	110	61.11%
Shinnston #31	358	189	52.80%
Braxton Co. #33	32	7	21.88%
Mannington #40	22	12	54.55%
Philippi #44	39	6	15.38%
Bridgeport #68	56	3	5.36%
Jane Lew #166	46	33	71.74%
Morgantown #174	35	0	
TOTALS	860	358	41.63%

District 5			
Unit	2016 Goal	2016	% of Goal
Huntington #16	302	148	49.01%
Logan #19	19	7	36.84%
Ceredo-Kenova #93	451	14	3.10%
Hamlin #111	61	1	1.64%
Milton #139	82	33	40.24%
Barboursville #177	168	65	38.69%
TOTALS	1083	268	24.75%

District 8			
Unit	2016 Goal	2016	% of Goal
St. Albans #73	77	33	42.86%
South Charleston #94	24	10	41.67%
TOTALS	101	43	42.57%

District 10			
Unit	2016 Goal	2016	% of Goal
Martinsburg #14	153	54	35.29%
Franklin #30	22	0	
Piedmont #52	34	0	
Berkeley Springs #60	251	76	30.28%
Moorefield #64	131	31	23.66%
Charles Town #71	305	152	49.84%
Petersburg #78	108	44	40.74%
Romney #91	310	125	40.33%
Charles Town #102	22	9	40.91%
Paw Paw #128	70	26	37.14%
Kirby #134	54	17	31.48%
Ridgeley #136	118	22	18.64%
Capon Bridge #137	144	17	11.81%
Keyser #152	58	3	5.17%
TOTALS	1780	576	32.36%

District 4			
Unit	2016 Goal	2016	% of Goal
Parkersburg #15	1011	510	50.45%
Spencer #21	66	35	53.03%
Pt. Pleasant #23	423	157	37.12%
Sistersville #67	159	21	13.21%
Parkersburg #104	14	0	
New Haven #140	174	54	31.03%
Williamstown #159	202	71	35.15%
TOTALS	2049	848	41.39%

District 6			
Unit	2016 Goal	2016	% of Goal
Welch #8	87	24	27.59%
Bluefield #9	34	16	47.06%
Beckley #32	50	1	2.00%
Gary #38	90	53	58.89%
TOTALS	261	94	36.02%

District 9			
Unit	2016 Goal	2016	% of Goal
Elkins #29	215	79	36.74%
Cowen #62	54	20	37.04%
Lewisburg #69	76	39	51.32%
Belington #96	42	22	52.38%
Richwood #97	22	0	
Pickens #122	26	1	3.85%
TOTALS	435	161	37.01%