



# Membership 2015-2016 Filling The Big Top With Members



**Target 2—October 12th—35%**  
**National Goal—8455**  
**Membership To Date—1664 (19.68%)**  
**Department Unit #200—48**  
**Date 9/24/15**



District 1			
Unit	2016 Goal	2016	% of Goal
Wheeling #1	26	0	
Moundsville #3	365	77	21.10%
McMechen #5	68	33	48.53%
Weirton #10	77	0	
Cameron #18	230	52	22.61%
New Martinsville #28	163	80	49.08%
Wellsburg #34	32	20	62.50%
Follansbee #45	51	2	3.92%
Benwood #46	117	29	24.79%
Pine Grove #81	111	26	23.42%
Paden City #86	146	29	19.86%
Wheeling #89	40	10	25.00%
Newell #114	50	10	20.00%
Hundred #120	107	22	20.56%
Chester #121	192	4	2.08%
<b>TOTALS</b>	<b>1775</b>	<b>394</b>	<b>22.20%</b>

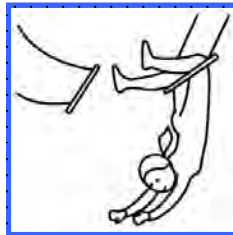


*Elephant Keeper*

*Goal—4520*

*To Date—913*

*( 20.20 % )*



District 4			
Unit	2016 Goal	2016	% of Goal
Parkersburg #15	1011	182	18.00%
Spencer #21	66	29	43.94%
Pt. Pleasant #23	423	61	14.42%
Sistersville #67	159	21	13.21%
Parkersburg #104	14	0	
New Haven #140	174	24	13.79%
Williamstown #159	202	54	26.73%
<b>TOTALS</b>	<b>2049</b>	<b>371</b>	<b>18.11%</b>

District 6			
Unit	2016 Goal	2016	% of Goal
Welch #8	87	0	
Bluefield #9	34	0	
Beckley #32	50	1	2.00%
Gary #38	90	50	55.56%
<b>TOTALS</b>	<b>261</b>	<b>51</b>	<b>19.54%</b>

District 9			
Unit	2016 Goal	2016	% of Goal
Elkins #29	215	39	18.14%
Cowen #62	54	19	35.19%
Lewisburg #69	76	39	51.32%
Belington #96	42	0	
Richwood #97	22	0	
Pickens #122	26	0	
<b>TOTALS</b>	<b>435</b>	<b>97</b>	<b>22.30%</b>



*Lion Keeper*

*Goal—3824*

*To Date—703*

*(18.38%)*

District 3			
Unit	2016 Goal	2016	% of Goal
Buckhannon #7	66	33	50.00%
Grafton #12	26	1	3.85%
Clarksburg #13	180	100	55.56%
Shinnston #31	358	146	40.78%
Braxton Co. #33	32	1	3.13%
Mannington #40	22	0	
Philippi #44	39	6	15.38%
Bridgeport #68	56	3	5.36%
Jane Lew #166	46	0	
Morgantown #174	35	0	
<b>TOTALS</b>	<b>860</b>	<b>290</b>	<b>33.72%</b>

District 5			
Unit	2016 Goal	2016	% of Goal
Huntington #16	302	110	36.42%
Logan #19	19	0	
Ceredo-Kenova #93	451	14	3.10%
Hamlin #111	61	1	1.64%
Milton #139	82	9	10.98%
Barboursville #177	168	3	1.79%
<b>TOTALS</b>	<b>1083</b>	<b>78</b>	<b>7.20%</b>

District 8			
Unit	2016 Goal	2016	% of Goal
St. Albans #73	77	5	6.49%
South Charleston #94	24	3	12.50%
<b>TOTALS</b>	<b>101</b>	<b>8</b>	<b>7.92%</b>

District 10			
Unit	2016 Goal	2016	% of Goal
Martinsburg #14	153	23	15.03%
Franklin #30	22	0	
Piedmont #52	34	0	
Berkeley Springs #60	251	16	6.37%
Moorefield #64	131	31	23.66%
Charles Town #71	305	75	24.59%
Petersburg #78	108	24	22.22%
Romney #91	310	89	28.71%
Charles Town #102	22	5	22.73%
Paw Paw #128	70	14	20.00%
Kirby #134	54	9	16.67%
Ridgeley #136	118	22	18.64%
Capon Bridge #137	144	17	11.81%
Keyser #152	58	3	5.17%
<b>TOTALS</b>	<b>1780</b>	<b>327</b>	<b>18.37%</b>