



# Membership 2015-2016 *Filling The Big Top With Members*



**Target 1—September 7th—25%  
National Goal—8455  
Membership To Date—470 (5.56%)  
Department Unit #200—**



District 1			
Unit	2016 Goal	2016	% of Goal
Wheeling #1	26	0	
Moundsville #3	365	0	
McMechen #5	68	0	
Weirton #10	77	0	
Cameron #18	230	0	2.61%
New Martinsville #28	163	45	27.61%
Wellsburg #34	32	6	18.75%
Follansbee #45	51	0	
Benwood #46	117	7	5.98%
Pine Grove #81	111	0	
Paden City #86	146	0	
Wheeling #89	40	0	
Newell #114	50	4	8.00%
Hundred #120	107	0	
Chester #121	192	0	
<b>TOTALS</b>	<b>1775</b>	<b>66</b>	<b>3.72%</b>

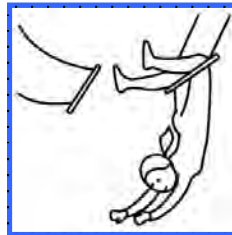


*Elephant Keeper*

*Goal—4520*

*To Date—198*

*( 4.38%)*



District 4			
Unit	2016 Goal	2016	% of Goal
Parkersburg #15	1011	101	9.99%
Spencer #21	66	5	2.14%
Pt. Pleasant #23	423	9	2.14%
Sistersville #67	159	6	3.77%
Parkersburg #104	14	0	
New Haven #140	174	0	
Williamstown #159	202	0	
<b>TOTALS</b>	<b>2049</b>	<b>121</b>	<b>5.91%</b>

District 6			
Unit	2016 Goal	2016	% of Goal
Welch #8	87	0	
Bluefield #9	34	0	
Beckley #32	50	0	
Gary #38	90	0	
<b>TOTALS</b>	<b>261</b>	<b>0</b>	



*Lion Keeper*

*Goal—3824*

*To Date—272*

*(7.11%)*

District 9			
Unit	2016 Goal	2016	% of Goal
Elkins #29	215	11	5.12%
Cowen #62	54	0	
Lewisburg #69	76	0	
Belington #96	42	0	
Richwood #97	22	0	
Pickens #122	26	0	
<b>TOTALS</b>	<b>435</b>	<b>11</b>	<b>2.53%</b>

District 3			
Unit	2016 Goal	2016	% of Goal
Buckhannon #7	66	0	
Grafton #12	26	0	
Clarksburg #13	180	82	45.56%
Shinnston #31	358	84	23.46%
Braxton Co. #33	32	0	
Mannington #40	22	0	
Philippi #44	39	0	
Bridgeport #68	56	0	
Jane Lew #166	46	0	
Morgantown #174	35	0	
<b>TOTALS</b>	<b>860</b>	<b>166</b>	<b>19.30%</b>

District 5			
Unit	2016 Goal	2016	% of Goal
Huntington #16	302	31	10.26%
Logan #19	19	0	
Ceredo-Kenova #93	451	0	
Hamlin #111	61	0	
Milton #139	82	0	
Barboursville #177	168	0	
<b>TOTALS</b>	<b>1083</b>	<b>31</b>	<b>2.86%</b>

District 8			
Unit	2016 Goal	2016	% of Goal
St. Albans #73	77	0	
South Charleston #94	24	0	
<b>TOTALS</b>	<b>101</b>	<b>0</b>	

District 10			
Unit	2016 Goal	2016	% of Goal
Martinsburg #14	153	12	7.84%
Franklin #30	22	0	
Piedmont #52	34	0	
Berkeley Springs #60	251	0	
Moorefield #64	131	0	
Charles Town #71	305	0	
Petersburg #78	108	0	
Romney #91	310	46	14.84%
Charles Town #102	22	0	
Paw Paw #128	70	0	
Kirby #134	54	5	10.80%
Ridgeley #136	118	0	
Capon Bridge #137	144	12	8.33%
Keyser #152	58	0	
<b>TOTALS</b>	<b>1780</b>	<b>75</b>	<b>4.21%</b>