

# MEMBERSHIP 2014-2015 “Welcoming Our Members”



**Target 9—April 15th—96%**  
 Department Goal— 7271 National Goal—8083  
 Department Membership to Date—6661 (92.00 %)  
 Unit #200— 91 Active Units in Department—65  
 (National %== (82.41 %))

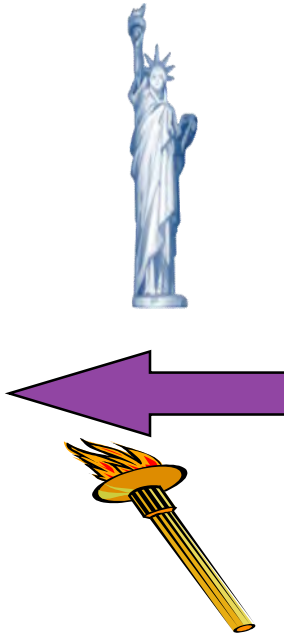


District 1	Unit	2015 Goal	2015	% of Goal
Wheeling #1		21	17	81.00%
Moundsville #3		305	286	94.00%
McMechen #5		58	55	94.83%
Weirton #10		80	65	81.25%
Cameron #18		200	178	89.00%
New Martinsville #28		140	129	92.14%
Wellsburg #34		32	25	78.13%
Follansbee #45		58	44	76.00%
Benwood #46		99	91	92.00%
Pine Grove #81		90	88	97.00%
Paden City #86		113	117	104.00%
Wheeling #89		36	29	81.00%
Newell #114		49	37	76.00%
Hundred #120		77	86	112.00%
Chester #121		150	156	104.00%
<b>TOTALS</b>		1280	1403	110.00%


District 4	Unit	2015 Goal	2015	% of Goal
Parkersburg #15		859	796	93.00%
Spencer #21		59	51	86.44%
Pt. Pleasant #23		345	341	98.84%
Sistersville #67		184	126	68.48%
Parkersburg #104		15	11	73.33%
New Haven #140		159	138	87.00%
Williamstown #159		180	161	89.44%
<b>TOTALS</b>		1801	1624	90.17%

District 6	Unit	2015 Goal	2015	% of Goal
Welch #8		82	70	85.37%
Bluefield #9		34	26	76.47%
Beckley #32		39	39	100.00%
Gary #38		76	75	99.00%
<b>TOTALS</b>		231	210	91.00%


District 9	Unit	2015 Goal	2015	% of Goal
Elkins #29		206	170	83.00%
Cowen #62		50	40	80.00%
Lewisburg #69		79	61	72.22%
Belington #96		35	34	97.14%
Richwood #97		27	19	70.37%
Pickens #122		28	22	78.00%
<b>TOTALS</b>		425	346	81.41%



**“Torch Lighter”**  
 Goal—3737  
 To Date—3583  
 (96.00 %)



**“Tablet Writer”**  
 Goal—3539  
 To Date—2987  
 (84.40 %)



District 3	Unit	2015 Goal	2015	% of Goal
Buckhannon #7		61	52	85.25%
Grafton #12		26	21	81.00%
Clarksburg #13		143	142	99.30%
Shinnston #31		307	280	91.21%
Braxton Co. #33		31	26	84.00%
Mannington #40		23	18	78.26%
Philippi #44		34	29	85.29%
Bridgeport #68		47	44	94.00%
Jane Lew #166		52	37	71.15%
Morgantown #174		23	26	113.04%
<b>TOTALS</b>		747	675	90.36%

District 5	Unit	2015 Goal	2015	% of Goal
Huntington #16		264	243	92.05%
Logan #19		16	12	75.00%
Ceredo-Kenova #93		418	319	76.32%
Hamlin #111		54	43	79.63%
Milton #139		84	68	81.00%
Barboursville #177		167	133	80.00%
<b>TOTALS</b>		1003	818	82.00%

District 8	Unit	2015 Goal	2015	% of Goal
Charleston #20		49	26	53.06%
St Albans #73		70	62	89.00%
South Charleston #94		26	19	73.08%
<b>TOTALS</b>		145	107	74.00%

District 10	Unit	2015 Goal	2015	% of Goal
Martinsburg #14		155	128	83.00%
Franklin #30		22	18	82.00%
Piedmont #52		60	26	43.33%
Berkeley Springs #60		255	202	79.22%
Moorefield #64		124	101	81.45%
Charles Town #71		250	238	95.20%
Petersburg #78		95	87	92.00%
Romney #91		259	235	91.00%
Charles Town #102		20	13	65.00%
Paw Paw #128		74	54	73.00%
Kirby #134		50	42	84.00%
Ridgeley #136		99	91	92.00%
Capon Bridge #137		130	105	81.00%
Keyser #152		51	47	92.16%
<b>TOTALS</b>		1644	1387	84.37%