

MEMBERSHIP 2014-2015 "Welcoming Our Members"



Target 8—March 15th—95%
 Department Goal— 7271 National Goal—8083
 Department Membership to Date—6416 (88.24 %)
 Unit #200— 89 Active Units in Department—65
 (National %== (79.37 %))

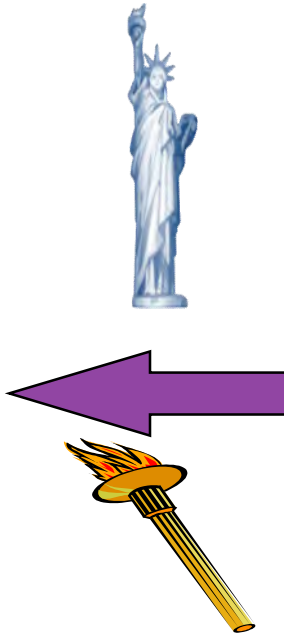


District 1	Unit	2015 Goal	2015	% of Goal
Wheeling #1		21	11	52.38%
Moundsville #3		305	276	90.49%
McMechen #5		58	55	94.83%
Weirton #10		80	65	81.25%
Cameron #18		200	178	89.00%
New Martinsville #28		140	125	89.20%
Wellsburg #34		32	25	78.13%
Follansbee #45		58	39	67.24%
Benwood #46		99	87	88.00%
Pine Grove #81		90	88	97.00%
Paden City #86		113	117	104.00%
Wheeling #89		36	28	78.00%
Newell #114		49	37	76.00%
Hundred #120		77	80	104.00%
Chester #121		150	152	101.33%
TOTALS		1280	1363	106.48%


District 4	Unit	2015 Goal	2015	% of Goal
Parkersburg #15		859	780	91.00%
Spencer #21		59	46	78.00%
Pt. Pleasant #23		345	329	96.36%
Sistersville #67		184	123	67.00%
Parkersburg #104		15	11	73.33%
New Haven #140		159	125	79.00%
Williamstown #159		180	157	87.22%
TOTALS		1801	1571	87.22%

District 6	Unit	2015 Goal	2015	% of Goal
Welch #8		82	69	84.15%
Bluefield #9		34	26	76.47%
Beckley #32		39	39	100.00%
Gary #38		76	65	85.53%
TOTALS		231	199	86.15%


District 9	Unit	2015 Goal	2015	% of Goal
Elkins #29		206	166	81.99%
Cowen #62		50	37	74.00%
Lewisburg #69		79	61	72.22%
Belington #96		35	34	97.14%
Richwood #97		27	19	70.37%
Pickens #122		28	13	46.43%
TOTALS		425	330	77.65%



"Torch Lighter"
 Goal—3737
 To Date—3463
 (93.00 %)



"Tablet Writer"
 Goal—3539
 To Date—2864
 (81.00 %)



District 3	Unit	2015 Goal	2015	% of Goal
Buckhannon #7		61	52	85.25%
Grafton #12		26	12	46.15%
Clarksburg #13		143	135	94.41%
Shinnston #31		307	268	87.30%
Braxton Co. #33		31	26	84.00%
Mannington #40		23	18	78.26%
Philippi #44		34	29	85.29%
Bridgeport #68		47	31	65.96%
Jane Lew #166		52	32	61.54%
Morgantown #174		23	20	86.96%
TOTALS		747	623	83.00%

District 5	Unit	2015 Goal	2015	% of Goal
Huntington #16		264	239	90.54%
Logan #19		16	12	75.00%
Ceredo-Kenova #93		418	319	76.32%
Hamlin #111		54	43	79.63%
Milton #139		84	67	80.00%
Barboursville #177		167	133	80.00%
TOTALS		1003	813	81.06%

District 8	Unit	2015 Goal	2015	% of Goal
Charleston #20		49	26	53.06%
St Albans #73		70	51	72.86%
South Charleston #94		26	19	73.08%
TOTALS		145	96	66.21%

District 10	Unit	2015 Goal	2015	% of Goal
Martinsburg #14		155	116	75.00%
Franklin #30		22	18	82.00%
Piedmont #52		60	26	43.33%
Berkeley Springs #60		255	202	79.22%
Moorefield #64		124	94	76.00%
Charles Town #71		250	227	91.00%
Petersburg #78		95	84	88.42%
Romney #91		259	217	84.00%
Charles Town #102		20	13	65.00%
Paw Paw #128		74	52	70.27%
Kirby #134		50	42	84.00%
Ridgeley #136		99	89	90.00%
Capon Bridge #137		130	105	81.00%
Keyser #152		51	47	92.16%
TOTALS		1644	1332	81.02%