

MEMBERSHIP 2014-2015 “Welcoming Our Members”



Target 7—February 15th—90%
 Department Goal— 7271 National Goal—8083
 Department Membership to Date—6168 (84.83 %)
 Unit #200— 88 Active Units in Department—65
 (National %== (76.31 %))

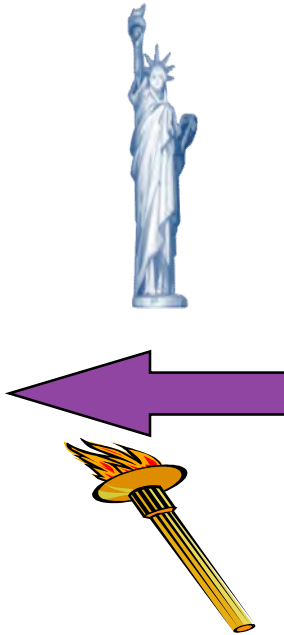


District 1	Unit	2015 Goal	2015	% of Goal
Wheeling #1		21	11	52.38%
Moundsville #3		305	252	82.62%
McMechen #5		58	55	94.83%
Weirton #10		80	58	72.50%
Cameron #18		200	169	85.00%
New Martinsville #28		140	123	8.86%
Wellsburg #34		32	24	75.00%
Follansbee #45		58	39	67.24%
Benwood #46		99	86	86.87%
Pine Grove #81		90	83	92.22%
Paden City #86		113	114	100.88%
Wheeling #89		36	16	44.44%
Newell #114		49	25	51.02%
Hundred #120		77	69	89.61%
Chester #121		150	143	95.33%
TOTALS		1280	1267	98.98%


District 4	Unit	2015 Goal	2015	% of Goal
Parkersburg #15		859	768	89.41%
Spencer #21		59	41	69.49%
Pt. Pleasant #23		345	324	93.91%
Sistersville #67		184	109	59.24%
Parkersburg #104		15	11	73.33%
New Haven #140		159	122	76.73%
Williamstown #159		180	150	83.33%
TOTALS		1801	1525	84.68%

District 6	Unit	2015 Goal	2015	% of Goal
Welch #8		82	69	84.15%
Bluefield #9		34	22	64.71%
Beckley #32		39	39	100.00%
Gary #38		76	65	85.53%
TOTALS		231	195	84.42%


District 9	Unit	2015 Goal	2015	% of Goal
Elkins #29		206	165	80.10%
Cowen #62		50	33	66.00%
Lewisburg #69		79	61	72.22%
Belington #96		35	34	97.14%
Richwood #97		27	19	70.37%
Pickens #122		28	13	46.43%
TOTALS		425	325	76.47%



“Torch Lighter”
 Goal—3737
 To Date—3312
 (88.63 %)



“Tablet Writer”
 Goal—3539
 To Date—2768
 (78.21 %)



District 3	Unit	2015 Goal	2015	% of Goal
Buckhannon #7		61	51	83.61%
Grafton #12		26	12	46.15%
Clarksburg #13		143	133	92.31%
Shinnston #31		307	268	87.30%
Braxton Co. #33		31	24	77.42%
Mannington #40		23	18	78.26%
Philippi #44		34	29	85.29%
Bridgeport #68		47	31	65.96%
Jane Lew #166		52	32	61.54%
Morgantown #174		23	20	86.96%
TOTALS		747	618	82.73%

District 5	Unit	2015 Goal	2015	% of Goal
Huntington #16		264	234	88.64%
Logan #19		16	12	75.00%
Ceredo-Kenova #93		418	318	76.08%
Hamlin #111		54	43	79.63%
Milton #139		84	64	76.19%
Barboursville #177		167	103	61.68%
TOTALS		1003	774	77.17%

District 8	Unit	2015 Goal	2015	% of Goal
Charleston #20		49	26	53.06%
St Albans #73		70	51	72.86%
South Charleston #94		26	19	73.08%
TOTALS		145	96	66.21%

District 10	Unit	2015 Goal	2015	% of Goal
Martinsburg #14		155	116	74.84%
Franklin #30		22	18	81.82%
Piedmont #52		60	26	43.33%
Berkeley Springs #60		255	202	79.22%
Moorefield #64		124	89	71.77%
Charles Town #71		250	225	90.00%
Petersburg #78		95	77	81.05%
Romney #91		259	208	80.31%
Charles Town #102		20	13	65.00%
Paw Paw #128		74	47	63.51%
Kirby #134		50	41	82.00%
Ridgeley #136		99	75	75.76%
Capon Bridge #137		130	96	73.85%
Keyser #152		51	47	92.16%
TOTALS		1644	1280	77.86%