

# MEMBERSHIP 2014-2015 “Welcoming Our Members”



**Target 6—January 15th—85%**  
 Department Goal— 7271 National Goal—8083  
 Department Membership to Date—5390 (74.13 %)  
 Unit #200— 84 Active Units in Department—65  
 National %== (66.68 %)

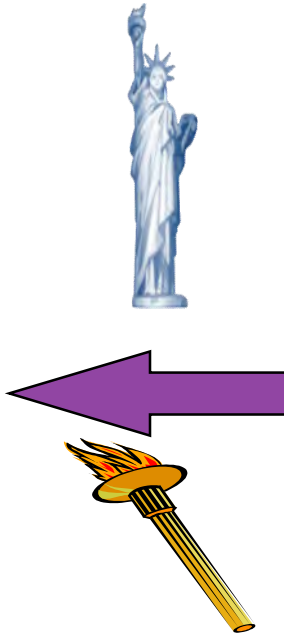


District 1			
Unit	2015 Goal	2015	% of Goal
Wheeling #1	21	11	52.38%
Moundsville #3	305	229	75.08%
McMechen #5	58	50	86.21%
Weirton #10	80	42	52.50%
Cameron #18	200	145	73.00%
New Martinsville #28	140	109	73.57%
Wellsburg #34	32	22	68.75%
Follansbee #45	58	31	53.45%
Benwood #46	99	69	69.70%
Pine Grove #81	90	53	58.89%
Paden City #86	113	114	100.88%
Wheeling #89	36	16	44.44%
Newell #114	49	25	51.02%
Hundred #120	77	64	83.12%
Chester #121	150	127	84.67%
<b>TOTALS</b>	1280	1107	86.48%


District 4			
Unit	2015 Goal	2015	% of Goal
Parkersburg #15	859	664	77.30%
Spencer #21	59	39	66.10%
Pt. Pleasant #23	345	281	81.45%
Sistersville #67	184	100	54.35%
Parkersburg #104	15	11	73.33%
New Haven #140	159	111	69.81%
Williamstown #159	180	133	73.89%
<b>TOTALS</b>	1801	1339	74.35%

District 6			
Unit	2015 Goal	2015	% of Goal
Welch #8	82	69	84.15%
Bluefield #9	34	22	64.71%
Beckley #32	39	37	94.87%
Gary #38	76	65	85.53%
<b>TOTALS</b>	231	193	83.55%


District 9			
Unit	2015 Goal	2015	% of Goal
Elkins #29	206	149	66.02%
Cowen #62	50	33	66.00%
Lewisburg #69	79	55	69.20%
Belington #96	35	31	88.57%
Richwood #97	27	19	70.37%
Pickens #122	28	13	46.43%
<b>TOTALS</b>	425	300	70.59%



“Torch Lighter”  
 Goal—3737  
 To Date—2939  
 (78.65 %)



“Tablet Writer”  
 Goal—3539  
 To Date—2367  
 (66.88 %)



District 3			
Unit	2015 Goal	2015	% of Goal
Buckhannon #7	61	48	78.69%
Grafton #12	26	12	46.15%
Clarksburg #13	143	132	92.31%
Shinnston #31	307	262	85.34%
Braxton Co. #33	31	23	74.19%
Mannington #40	23	18	78.26%
Philippi #44	34	27	79.41%
Bridgeport #68	47	31	65.96%
Jane Lew #166	52	25	48.08%
Morgantown #174	23	20	86.96%
<b>TOTALS</b>	747	598	80.05%

District 5			
Unit	2015 Goal	2015	% of Goal
Huntington #16	264	219	82.95%
Logan #19	16	12	75.00%
Ceredo-Kenova #93	418	147	35.17%
Hamlin #111	54	30	55.56%
Milton #139	84	55	65.48%
Barboursville #177	167	103	61.68%
<b>TOTALS</b>	1003	566	56.43%

District 8			
Unit	2015 Goal	2015	% of Goal
Charleston #20	49	14	28.57%
St Albans #73	70	45	69.23%
South Charleston #94	26	18	69.23%
<b>TOTALS</b>	145	77	53.10%

District 10			
Unit	2015 Goal	2015	% of Goal
Martinsburg #14	155	96	61.94%
Franklin #30	22	18	81.82%
Piedmont #52	60	26	43.33%
Berkeley Springs #60	255	132	51.76%
Moorefield #64	124	89	71.77%
Charles Town #71	250	214	86.00%
Petersburg #78	95	66	69.47%
Romney #91	259	182	70.27%
Charles Town #102	20	13	65.00%
Paw Paw #128	74	42	56.76%
Kirby #134	50	41	82.00%
Ridgeley #136	99	75	75.76%
Capon Bridge #137	130	85	65.38%
Keyser #152	51	47	92.16%
<b>TOTALS</b>	1644	1126	68.49%