

MEMBERSHIP 2014-2015 "Welcoming Our Members"



Target 4—November 15th—70%
 Department Goal— 7271 National Goal—8083
 Department Membership to Date—4312 (59.30%)
 Unit #200— 81 Active Units in Department—65
 National % == (53.35%)

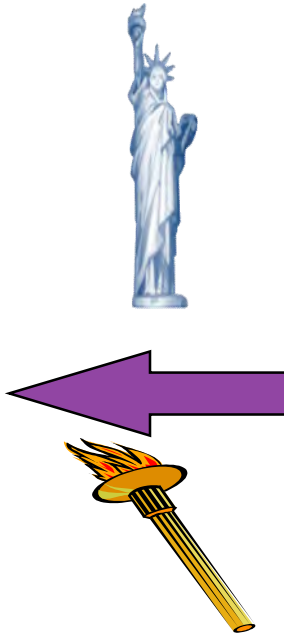


District 1			
Unit	2015 Goal	2015	% of Goal
Wheeling #1	21	5	24.00%
Moundsville #3	305	164	53.77%
McMechen #5	58	48	82.76%
Weirton #10	80	29	36.25%
Cameron #18	200	94	47.00%
New Martinsville #28	140	93	66.43%
Wellsburg #34	32	21	65.63%
Follansbee #45	58	16	27.59%
Benwood #46	99	64	64.65%
Pine Grove #81	90	48	53.33%
Paden City #86	113	97	85.84%
Wheeling #89	36	13	36.11%
Newell #114	49	25	51.02%
Hundred #120	77	39	50.65%
Chester #121	150	83	55.33%
TOTALS	1280	839	65.55%


District 4			
Unit	2015 Goal	2015	% of Goal
Parkersburg #15	859	609	70.90%
Spencer #21	59	37	62.71%
Pt. Pleasant #23	345	187	54.20%
Sistersville #67	184	67	36.41%
Parkersburg #104	15	11	73.33%
New Haven #140	159	70	44.03%
Williamstown #159	180	102	56.67%
TOTALS	1801	1083	60.13%

District 6			
Unit	2015 Goal	2015	% of Goal
Welch #8	82	52	63.41%
Bluefield #9	34	20	58.82%
Beckley #32	39	29	74.36%
Gary #38	76	65	85.53%
TOTALS	231	166	71.86%


District 9			
Unit	2015 Goal	2015	% of Goal
Elkins #29	206	103	50.00%
Cowen #62	50	29	58.00%
Lewisburg #69	79	55	69.20%
Belington #96	35	22	62.86%
Richwood #97	27	0	0.00%
Pickens #122	28	0	0.00%
TOTALS	425	209	49.18%



"Torch Lighter"
 Goal—3737
 To Date—2297
 (61.47 %)



"Tablet Writer"
 Goal—3539
 To Date—1934
 (54.65%)



District 3			
Unit	2015 Goal	2015	% of Goal
Buckhannon #7	61	42	68.85%
Grafton #12	26	0	0.00%
Clarksburg #13	143	124	86.71%
Shinnston #31	307	203	66.12%
Braxton Co. #33	31	21	67.74%
Mannington #40	23	0	0.00%
Philippi #44	34	27	79.41%
Bridgeport #68	47	2	4.26%
Jane Lew #166	52	25	48.08%
Morgantown #174	23	21	91.30%
TOTALS	747	465	62.25%

District 5			
Unit	2015 Goal	2015	% of Goal
Huntington #16	264	187	70.83%
Logan #19	16	7	43.75%
Ceredo-Kenova #93	418	147	35.17%
Hamlin #111	54	4	7.41%
Milton #139	84	30	35.72%
Barboursville #177	167	71	42.51%
TOTALS	1003	446	44.47%

District 8			
Unit	2015 Goal	2015	% of Goal
Charleston #20	49	2	4.08%
St Albans #73	70	45	69.23%
South Charleston #94	26	17	65.38%
TOTALS	145	64	45.71%

District 10			
Unit	2015 Goal	2015	% of Goal
Martinsburg #14	155	87	56.13%
Franklin #30	22	18	81.82%
Piedmont #52	60	19	31.67%
Berkeley Springs #60	255	132	51.76%
Moorefield #64	124	69	55.65%
Charles Town #71	250	177	70.80%
Petersburg #78	95	57	60.00%
Romney #91	259	153	59.07%
Charles Town #102	20	12	60.00%
Paw Paw #128	74	37	50.00%
Kirby #134	50	32	64.00%
Ridgeley #136	99	60	60.61%
Capon Bridge #137	130	59	45.38%
Keyser #152	51	47	92.16%
TOTALS	1644	952	57.91%