

# MEMBERSHIP 2014-2015 “Welcoming Our Members”



**Target 4—November 15th—70%**  
 Department Goal— 7271 National Goal—8083  
 Department Membership to Date—4333 (59.59%)  
 Unit #200— 81 Active Units in Department—65  
 National % == (53.61%)

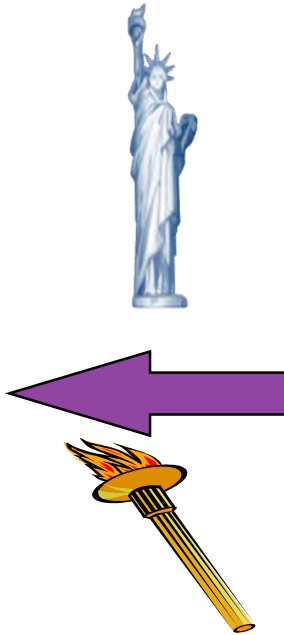


District 1	Unit	2015 Goal	2015	% of Goal
Wheeling #1	21	5	24.00%	
Moundsville #3	305	164	53.77%	
McMechen #5	58	48	82.76%	
Weirton #10	80	29	36.25%	
Cameron #18	200	94	47.00%	
New Martinsville #28	140	93	66.43%	
Wellsburg #34	32	21	65.63%	
Follansbee #45	58	16	27.59%	
Benwood #46	99	64	64.65%	
Pine Grove #81	90	48	53.33%	
Paden City #86	113	97	85.84%	
Wheeling #89	36	13	36.11%	
Newell #114	49	25	51.02%	
Hundred #120	77	39	50.65%	
Chester #121	150	83	55.33%	
<b>TOTALS</b>	<b>1280</b>	<b>839</b>	<b>65.55%</b>	


District 4	Unit	2015 Goal	2015	% of Goal
Parkersburg #15	859	609	70.90%	
Spencer #21	59	37	62.71%	
Pt. Pleasant #23	345	187	54.20%	
Sistersville #67	184	67	36.41%	
Parkersburg #104	15	11	73.33%	
New Haven #140	159	70	44.03%	
Williamstown #159	180	102	56.67%	
<b>TOTALS</b>	<b>1801</b>	<b>1083</b>	<b>60.13%</b>	

District 6	Unit	2015 Goal	2015	% of Goal
Welch #8	82	58	70.73%	
Bluefield #9	34	20	58.82%	
Beckley #32	39	29	74.36%	
Gary #38	76	65	85.53%	
<b>TOTALS</b>	<b>231</b>	<b>174</b>	<b>75.32%</b>	


District 9	Unit	2015 Goal	2015	% of Goal
Elkins #29	206	118	57.28%	
Cowen #62	50	29	58.00%	
Lewisburg #69	79	55	69.20%	
Belington #96	35	22	62.86%	
Richwood #97	27	0	0.00%	
Pickens #122	28	0	0.00%	
<b>TOTALS</b>	<b>425</b>	<b>224</b>	<b>52.71%</b>	



“Torch Lighter”  
 Goal—3737  
 To Date—2319  
 (62.03%)



“Tablet Writer”  
 Goal—3539  
 To Date—1934  
 (54.65%)



District 3	Unit	2015 Goal	2015	% of Goal
Buckhannon #7	61	42	68.85%	
Grafton #12	26	0	0.00%	
Clarksburg #13	143	124	86.71%	
Shinnston #31	307	203	66.12%	
Braxton Co. #33	31	21	67.74%	
Mannington #40	23	0	0.00%	
Philippi #44	34	27	79.41%	
Bridgeport #68	47	2	4.26%	
Jane Lew #166	52	25	48.08%	
Morgantown #174	23	21	91.30%	
<b>TOTALS</b>	<b>747</b>	<b>465</b>	<b>62.25%</b>	

District 5	Unit	2015 Goal	2015	% of Goal
Huntington #16	264	187	70.83%	
Logan #19	16	7	43.75%	
Ceredo-Kenova #93	418	147	35.17%	
Hamlin #111	54	4	7.41%	
Milton #139	84	30	35.72%	
Barboursville #177	167	71	42.51%	
<b>TOTALS</b>	<b>1003</b>	<b>446</b>	<b>44.47%</b>	

District 8	Unit	2015 Goal	2015	% of Goal
Charleston #20	49	2	4.08%	
St Albans #73	70	45	69.23%	
South Charleston #94	26	17	65.38%	
<b>TOTALS</b>	<b>145</b>	<b>64</b>	<b>45.71%</b>	

District 10	Unit	2015 Goal	2015	% of Goal
Martinsburg #14	155	87	56.13%	
Franklin #30	22	18	81.82%	
Piedmont #52	60	19	31.67%	
Berkeley Springs #60	255	132	51.76%	
Moorefield #64	124	69	55.65%	
Charles Town #71	250	177	70.80%	
Petersburg #78	95	57	60.00%	
Romney #91	259	153	59.07%	
Charles Town #102	20	12	60.00%	
Paw Paw #128	74	37	50.00%	
Kirby #134	50	32	64.00%	
Ridgeley #136	99	60	60.61%	
Capon Bridge #137	130	59	45.38%	
Keyser #152	51	47	92.16%	
<b>TOTALS</b>	<b>1644</b>	<b>952</b>	<b>57.91%</b>	