

MEMBERSHIP 2014-2015 "Welcoming Our Members"



Target 4—November 15th—70%
 Department Goal— 7271 National Goal—8083
 Department Membership to Date—3377 (52.83%)
 Unit #200— 78 Active Units in Department—65
 (October 31st)

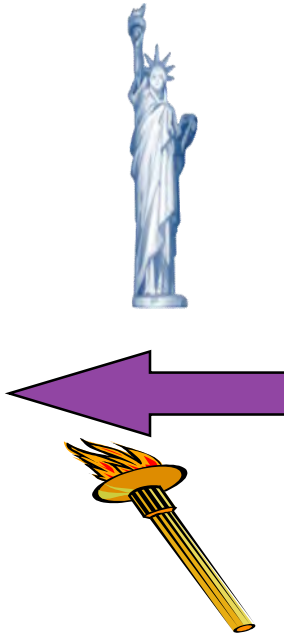


District 1			
Unit	2015 Goal	2015	% of Goal
Wheeling #1	21	0	0.00%
Moundsville #3	305	128	42.00%
McMechen #5	58	48	82.76%
Weirton #10	80	29	36.25%
Cameron #18	200	90	45.00%
New Martinsville #28	140	93	66.43%
Wellsburg #34	32	18	56.25%
Follansbee #45	58	16	27.59%
Benwood #46	99	55	55.56%
Pine Grove #81	90	44	48.89%
Paden City #86	113	97	85.84%
Wheeling #89	36	13	36.11%
Newell #114	49	25	51.02%
Hundred #120	77	31	40.26%
Chester #121	150	64	42.67%
TOTALS	1280	763	59.61%


District 4			
Unit	2015 Goal	2015	% of Goal
Parkersburg #15	859	474	55.18%
Spencer #21	59	31	52.54%
Pt. Pleasant #23	345	187	54.20%
Sistersville #67	184	60	32.61%
Parkersburg #104	15	8	53.33%
New Haven #140	159	59	37.11%
Williamstown #159	180	93	51.67%
TOTALS	1801	912	50.64%

District 6			
Unit	2015 Goal	2015	% of Goal
Welch #8	82	52	63.41%
Bluefield #9	34	20	58.82%
Beckley #32	39	29	74.36%
Gary #38	76	65	85.53%
TOTALS	231	166	71.86%


District 9			
Unit	2015 Goal	2015	% of Goal
Elkins #29	206	87	42.23%
Cowen #62	50	29	58.00%
Lewisburg #69	79	55	69.20%
Belington #96	35	22	62.86%
Richwood #97	27	0	0.00%
Pickens #122	28	0	0.00%
TOTALS	425	193	45.41%



"Torch Lighter"
 Goal—3737
 To Date—2034
 (54.43 %)



"Tablet Writer"
 Goal—3539
 To Date—1729
 (48.71 %)



District 3			
Unit	2015 Goal	2015	% of Goal
Buckhannon #7	61	39	63.93%
Grafton #12	26	0	0.00%
Clarksburg #13	143	124	86.71%
Shinnston #31	307	194	63.19%
Braxton Co. #33	31	19	61.29%
Mannington #40	23	0	0.00%
Philippi #44	34	27	79.41%
Bridgeport #68	47	2	4.26%
Jane Lew #166	52	0	0.00%
Morgantown #174	23	4	0.00%
TOTALS	747	409	54.75%

District 5			
Unit	2015 Goal	2015	% of Goal
Huntington #16	264	169	64.02%
Logan #19	16	7	43.75%
Ceredo-Kenova #93	418	147	35.17%
Hamlin #111	54	4	7.41%
Milton #139	84	30	35.72%
Barboursville #177	167	71	42.51%
TOTALS	1003	428	42.67%

District 8			
Unit	2015 Goal	2015	% of Goal
Charleston #20	49	2	4.08%
St Albans #73	70	4	6.15%
South Charleston #94	26	1	3.84%
TOTALS	145	7	5.00%

District 10			
Unit	2015 Goal	2015	% of Goal
Martinsburg #14	155	77	49.68%
Franklin #30	22	18	81.82%
Piedmont #52	60	0	0.00%
Berkeley Springs #60	255	132	51.76%
Moorefield #64	124	52	41.94%
Charles Town #71	250	159	63.60%
Petersburg #78	95	49	51.58%
Romney #91	259	153	59.07%
Charles Town #102	20	10	50.00%
Paw Paw #128	74	32	31.09%
Kirby #134	50	32	64.00%
Ridgeley #136	99	60	60.61%
Capon Bridge #137	130	59	45.38%
Keyser #152	51	47	92.16%
TOTALS	1644	880	53.53%