


MEMBERSHIP — 2009-2010

Target #12 July 15, 2010 — 101%
 Total to Date — 8390 (88.39%)
 2010 National Goal — 9491
 Headquarters Unit #200 — 65


There will be final report in next month SPIRIT. Close of books is July 31

Posted
 7/15/10


District 1			
Unit	2010 Goal	2010	% of Goal
Wheeling #1	30	7	23.33
Moundsville #3	318	301	94.65
McMechen #5	New Unit	40	
Weirton #10	89	83	93.26
Cameron #18	206	*212	102.91
New Martinsville #28	158	147	93.04
Wellsburg #34	49	33	85.71
Follansbee #45	49	47	95.92
Benwood #46	172	121	70.35
Pine Grove #81	102	*111	108.82
Paden City #86	132	124	93.94
Wheeling #89	51	*51	100.00
Newell #114	59	*61	103.39
Hundred #120	146	135	92.47
Chester #121	195	184	94.36
TOTALS	1756	1657	93.83



STARS
 Goal — 4556
 To Date — 4271
 (93.74%)



District 4			
Unit	2010 Goal	2010	% of Goal
Parkersburg #15	1084	965	89.02
Spencer #21	80	77	96.25
Pt Pleasant #23	309	307	99.35
Sistersville #67	130	*179	137.69
Parkersburg #104	18	16	88.89
Ripley #107	25	23	92.00
New Haven #140	223	202	90.58
Williamstown #159	176	163	92.61
TOTALS	2045	1932	94.47



HEARTS
 Goal — 4539
 To Date — 4058
 (89.40%)

District 6			
Unit	2010 Goal	2010	% of Goal
Welch #8	110	95	86.36
Bluefield #9	34	31	91.18
Beckley #32	58	48	82.76
Gary #38	55	*55	100.00
Beckley #70	18	14	77.78
Fayetteville #149	52	48	92.31
TOTALS	327	291	88.99

District 9			
Unit	2010 Goal	2010	% of Goal
Elkins #29	221	185	83.71
Cowen #62	44	*45	102.27
Lewisburg #69	97	*97	100.00
Belington #96	22	*23	104.55
Richwood #97	16	*16	100.00
Pickens #122	28	25	89.29
TOTALS	428	391	91.36

2011 membership goal
 for Units will be:
 2010 final total plus 1.

District 3				
Unit	2010 Goal	2010	% of Goal	
Weston #4		29	17	58.62
Buckhannon #7		60	57	95.00
Grafton #12		62	40	64.52
Clarksburg #13		164	*164	100.00
Shinnston #31		362	318	87.85
Gassaway #33		38	28	73.68
Mannington #40		24	23	95.83
Philippi #44		70	*74	105.71
Kingwood #56		11	10	90.91
Bridgeport #68		80	75	93.75
Jane Lew #166		66	*66	100.00
TOTALS	966	872	90.27	

District 5			
Unit	2010 Goal	2010	% of Goal
Huntington #16	338	293	86.69
Logan #19	30	28	93.33
Ceredo-Kenova #93	670	518	77.31
Hamlin #111	89	67	75.28
Milton #139	123	121	98.37
Barboursville #177	225	186	82.67
TOTALS	1475	1213	82.24

District 8			
Unit	2010 Goal	2010	% of Goal
Charleston #20	77	*83	107.79
Charleston #57	13	8	61.54
St Albans #73	130	*134	103.08
South Charleston #94	17	*17	100.00
TOTALS	237	*242	102.11

District 10			
Unit	2010 Goal	2010	% of Goal
Martinsburg #14	150	137	85.63
Franklin #30	20	*21	105.00
Keyser #41	57	48	84.21
Piedmont #52	23	*37	160.87
Berkeley Springs #60	281	249	88.61
Moorefield #64	191	178	92.71
Charles Town #71	244	232	95.08
Petersburg #78	100	83	83.00
Romney #91	348	323	92.82
Charles Town #102	11	*11	100.00
Paw Paw #128	84	73	86.90
Kirby #134	57	*59	103.51
Ridgeley #136	107	98	91.59
Capon Bridge #137	119	114	95.80
Keyser #152	58	*58	100.00
Riverton #183	11	10	90.91
TOTALS	1861	1731	92.47